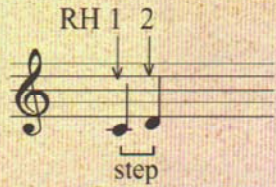




Steps on the Staff and the Keyboard



Sometimes notes repeat.
Sometimes notes move up or down by steps.

Steps are:



1. Side by side keys on the piano. (Go up one key or down one key.)
2. Side by side notes on the staff (from a line note to the space note above or below it, or from a space note to the line note above or below it).



If You Think That You Might Giggle

Janet Vogt

With a smile




DISCOVERY CORNER

For fun, play C and D at the same time on the last word, "tickled." Use RH 1 and 2.



I LOVE PARADES



Janet Vogt

Leon Bates

Like a march

1


mf Some day I'll be march-ing with the band and step-ping high.

4 4 2

(5) 2 4 2 3

May - be I'll be wav - ing from the big floats pass - ing by.

4 4



(9)

3 5 3 1 3 1 4 2

One day I might be Grand Mar - shall, but for now, I think I'll be

4

(13)

3 5 4 2

wait - ing to jump out when all the can - dy's thrown to me!

5 4 2 1

(17) Hands play together!

5 3

f I love pa - rades!



Discovering the Musical Staff

The music staff has 5 lines and 4 spaces.



The lines are numbered from the bottom to the top.

The spaces are numbered from the bottom to the top.

Number each line on the staff below.



Number each space on the staff below.



Discovering Line Notes and Space Notes

Notes rest on, above or below the music staff. There are line notes and space notes.



Line notes have a line going through the note head.

Space notes sit in between two lines.

Identify each note below as a line note (L) or a space note (S).

